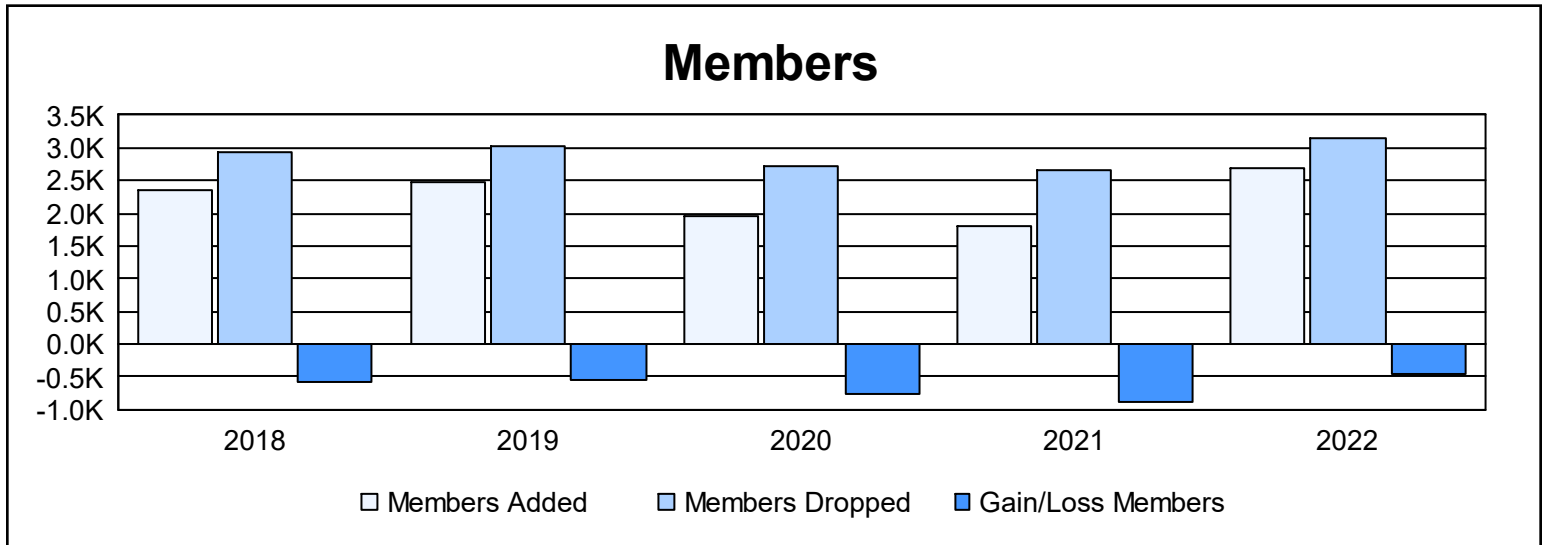
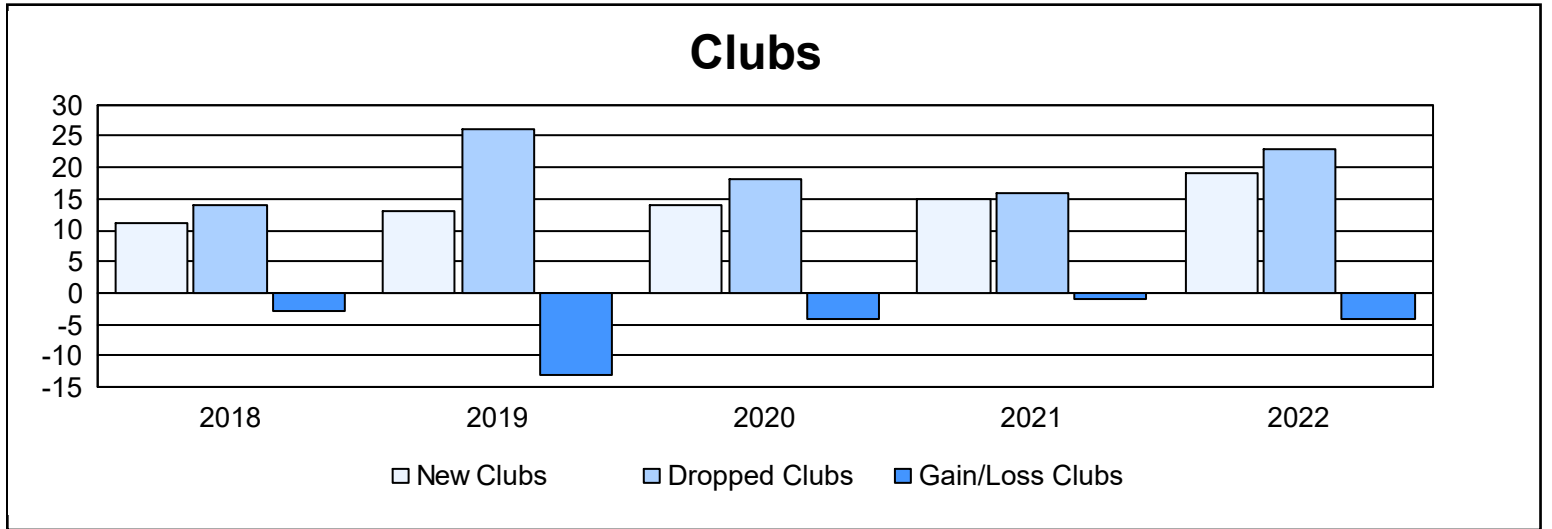
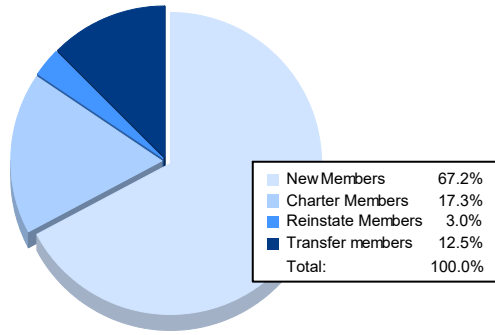


Year	New Clubs	Dropped Clubs	Gain/ Loss Clubs	New Members	Charter Members	Reinstate Members	Transfer Members	Total Member Added	Total Members Dropped	Gain/ Loss Members
2017-2018	11	14	-3	1,720	251	86	305	2,362	2,927	-565
2018-2019	13	26	-13	1,734	304	116	307	2,461	3,011	-550
2019-2020	14	18	-4	1,259	326	73	304	1,962	2,723	-761
2020-2021	15	16	-1	1,068	445	103	185	1,801	2,670	-869
2021-2022	19	23	-4	1,799	464	80	336	2,679	3,147	-468
Average	14	19	-5	1,516	358	92	287	2,253	2,896	-643



Membership Composition June 2022 Cumulative



Gender Composition June 2022 Cumulative

